

Nine Reasons We Are Given Not to Worry About the US Deficits

Jeffrey Frankel

Harpel Professor of Capital Formation and Growth
Harvard University

Commission on Growth and Development
workshop on Global Trends and Challenges
Yale University, September 2007

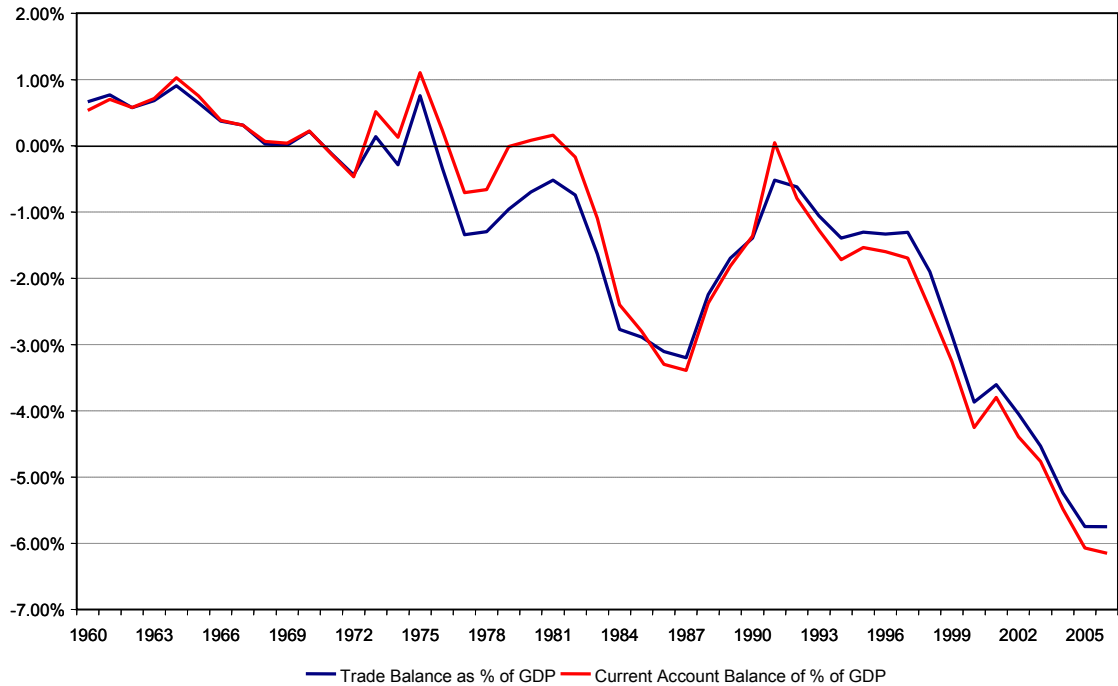
I. Introduction: The Problem of the US Current Account Deficit

The US trade and current account balances have shown a downward trend for half a century, with the most recent alarming acceleration taking place from 2001 to 2006. The US deficits hit record levels in 2006: 6 % GDP for the current account deficit. These levels would set off alarm bells if incurred in Brazil, Turkey or South Africa.

There are likely harmful effects in the short, medium, and long term.: The short-term danger is protectionism in the US Congress, which has taken the form of scapegoating China for our problems. The medium-term danger is a hard landing for the dollar, stemming from the rising dependence on foreign investors to finance the deficits. The hard landing would mean that US securities markets fall together with the dollar, and by some definitions of hard landing a recession would be part of the unpleasant adjustment process.¹ The long-term danger, from the viewpoint of Americans, stems from the high net debt to the rest of the world, now at about \$2 ½ trillion and still far from signs of reaching a plateau. To service this debt, America's grandchildren will suffer a reduced standard of living. Furthermore, dependence on foreign central banks and the newly-famous Sovereign Wealth Funds may eventually bring about a loss of US global hegemony.

¹ Obstfeld and Rogoff (2001, 2005) were perhaps the first to warn of the renewed problem of US current account sustainability. Edwards (2006), looking at other countries' deficits, finds that "major current account reversals have tended to result in large declines in GDP." He concludes that a day of reckoning for the US is likely to arrive soon and that it will involve a fall in the dollar and in economic growth. Summers (2004), Blanchard, Giavazzi and Sa (2006) and Chinn (2005) are also among those subscribing to the conventional view. Roubini (2004) warns of dire consequences. The preferable alternative, of course, would be to that adjustment to a much lower current account deficit, though it comes with a depreciation of the dollar, is gradual, and accompanied by continued economic growth, the elimination of the budget deficit, and an increase in national saving.

Figure 1:
US Trade and Current Account Deficits as Percentages of GDP, 1960-2006



Some observers measure the accumulating indebtedness relative to the size of the world portfolio or, especially, relative to world output, both of which can be thought of as relevant for the world's ability to absorb dollar assets. Viewed this way, the rise since 2001 does not look so alarming. If the US were any other debtor country, however, the denominator would be a measure of US ability to pay, such as US output or US exports or US output of tradable goods -- not a measure of the rest-of-the-world's ability to absorb. Empirically, the relevant determinant of the ability to pay turns out to be a trade measure like exports plus imports, not GDP -- relevant in the sense that the ratio of trade to GDP is a good statistical predictor of immunity against sudden stops and currency crashes in a broad sample of countries.² This is not good news for the US economy, which has a low X/GDP ratio, as a consequence of the size of the economy. Indeed this is the basis on which Obstfeld & Rogoff (2001, 2005) have been warning for a number of years that the US eventually faces an abrupt, disruptive, and large depreciation of the dollar. If one computes foreign indebtedness as a ratio of exports, rather than as a fraction of the world portfolio, then the recent US path may be explosive.

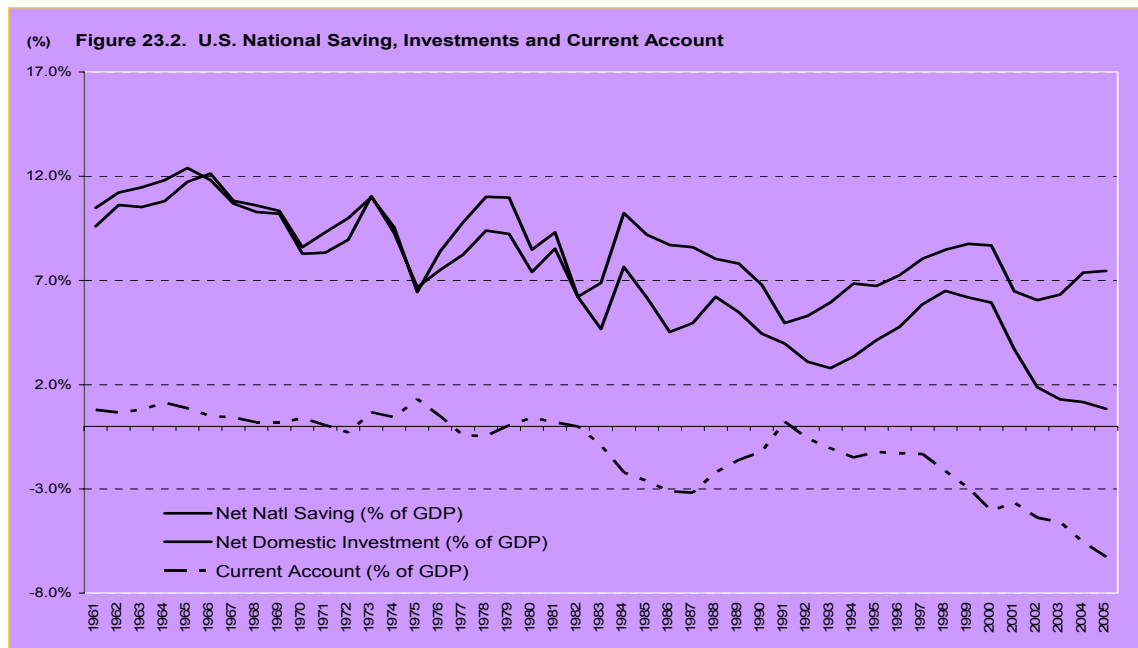
² Cavallo & Frankel (2005).

This note attempts to bring some further perspective, by reviewing two sides of the debate over the global imbalances. First, I will summarize the view that sees the origins of the US current account deficit in “twin deficits” or “US saving shortfall,” and which regards it as unsustainable. I used to call this the mainstream view, but it has received so many challenges that I must acknowledge that the dissenters may outnumber the purveyors of the “conventional wisdom.” Thus I will call it the “unsustainability” view. Second, I will review the most popular challenges, which suggest that the US current account deficit is nothing to worry about.

II. The Unsustainability View: A Shortfall of National Saving in the US

According to the unsustainability view, the US current account fundamentally reflects a shortfall in National Saving: the rapid widening of the US CA deficit in early 1980s, and again at an accelerated rate during 2001-06, were both associated with strong declines in National Saving as Figure 2 shows.

Figure 2.
Net National Saving, Investment, and Current Account as Percentages of GDP, 1961-2005



True, trade deficits are affected by such determinants as exchange rates and growth rates at home and abroad. But these are just the “intermediating variables.” More fundamentally, the US trade deficit reflects a shortfall in National Saving.

Why did National Saving fall in these episodes? Start with the numbers. Both times, in the early 1980s and 2001-06, the federal budget balance fell abruptly. In the first episode it deteriorated from a deficit that had averaged 2% of GDP in the 1970s, to a peak of 5% in 1983. In the second episode it swung from a 2000 *surplus* of 2% GDP, to deficits around 3% of GDP in 2003-2004. The Bush Administration, as soon as it assumed office in 2001, enacted large tax cuts, together with rapid increases in government spending. The President and other Administration officials (though not the Council of Economic Advisers) explained that reduction in tax rates would produce more tax revenue. Of course this has not happened.

According to some theories, pro-capitalist tax cuts were supposed to have resulted in higher household saving. But both times, saving actually *fell* after tax cuts. U.S. household saving is now close to zero. Thus both components of US National Saving fell – public and private.

There are parallels not only with the Reagan Administration in the early 1980s, but also with the Johnson Administration in the late 1960s:

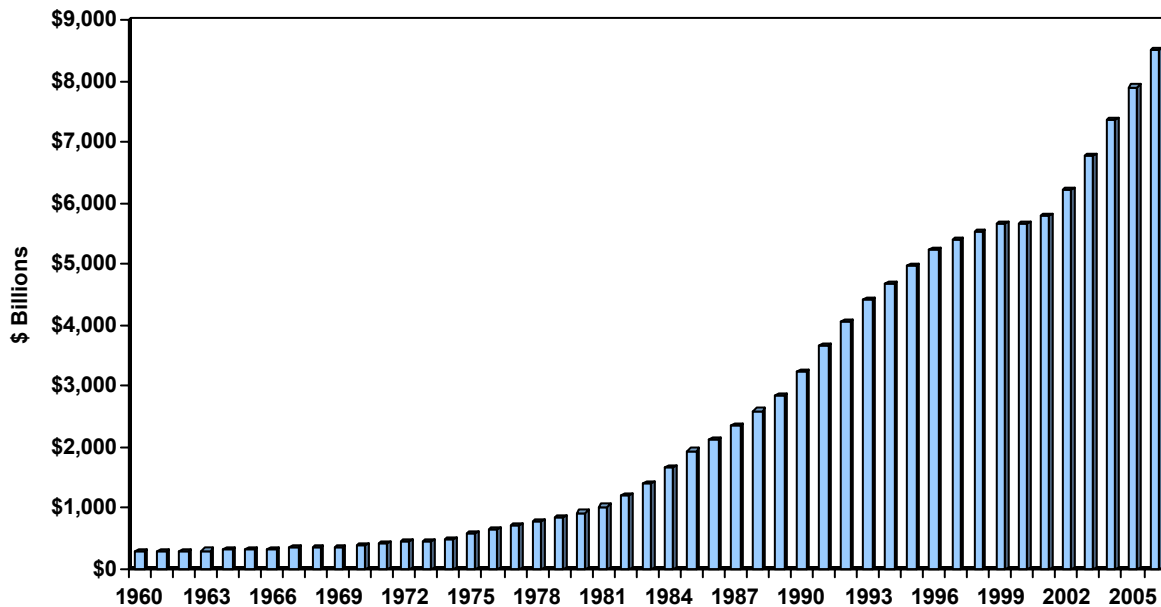
- Big rise in defense spending
- Rise in non-defense spending as well
- Unwillingness of president to raise taxes to pay for it.
- Resulting decline in the trade balance
- Eventual gradual decline in global role of the dollar.

In the Johnson episode, the subsequent decline in the role of the dollar took the form of the end of the US commitment to accept dollars in exchange for gold and eventually, in 1971, the end of the Bretton Woods system under which countries pegged to the dollar. In the second episode, the twin deficits probably contributed to a continued decline throughout the 1980s in the share of central banks’ reserve portfolios allocated to dollars and the rise of the share of the yen and mark. Meanwhile, German and French leaders tried to supply a new international currency that would be stable in value since the US seemed no longer able to do so. These efforts eventually bore fruit, first in the form of the European Monetary System, and then in the form of the birth of the euro in 1999.

The current bout of American fiscal irresponsibility is actually worse than the 1980s. First, the retirement of the baby boom generation is that much closer than it was in 1981. Second, the national debt is that much higher. Third we now have other new fiscal time bombs as well, e.g., phony sun-setting of tax cuts, the annual need to fix the Alternative Minimum Tax (AMT), and an exacerbated Medicare shortfall. The Bush administration seems to have lacked ability -- which the Reagan Administration and the elder Bush did have -- to perceive when reality diverged from the speech-writers’ script,

and to respond with mid-course correction. To the contrary, the White House never stopped proposing more tax cuts. Further, after a transitory dip in 2006-07, the much more serious deterioration in the budget situation will start after 2009 (although the 10-year window is no longer reported in White House projections). The cost of tax cuts truly explode in 2010, if they are made permanent as the Administration wants, as does the cost of fixing the AMT. The baby boom generation starts to retire in 2008; this implies soaring costs of social security and, especially, Medicare.

Figure 3: The National Debt continues to grow (source: Concord Coalition, Feb. 12, 2007)



This “mainstream view” – that the shortfall in national saving is the primary driver – must contend with the conundrum of why long-term interest rates have been relatively low since 2001.

In my view, three major factors kept long-term interest rates low in the first half of this decade. The first was easy monetary policy by the Federal Reserve Board, the European Central Bank (less so), the Bank of Japan (more so), and the People’s Bank of China. Low short-term rates led to the “carry trade:” money flowed into bonds, stocks, real estate, emerging markets, and commodities – anywhere that it might earn a higher return than the very low rates that were on offer in the US and Japan.

The easy monetary policy was reversed between 2004 and 2006, if one goes by interest rates. Why was there no contemporaneous reversal in the bond market and other markets? This was Alan Greenspan’s “conundrum.” One possible answer is that measures of credit by quantity continue to show ease. Bubbles were also a candidate explanation. Often in financial markets, for a year or two after fundamentals have turned around, prices have kept moving under the own momentum, until the markets notice the lack of support, at which point they come crashing down (the 1985 dollar, 1990 Japanese stock market, 1995 yen, and 2000 US stock market). Attributing unexplained

movements to “bubbles” is not an attractive approach for an academic economist. But since many of the markets in question did indeed begin to correct in 2006-07, one must consider the possibility that the correction was a delayed reaction to the tightening of monetary policy, notwithstanding that the delay does some violence to our notions of well-functioning financial markets. In any case the Fed once again started to ease aggressively in late 2007.

The second factor that has kept US long-term interest rates low in the first half of the decade was foreign central banks doing the same thing that the Fed was doing: buying US securities. The third factor is that investors have not yet fully understood how bad is the long run fiscal outlook in the United States (and in Europe and Japan as well). All three factors seem likely to come to an end soon.

III. Why We Are Not Supposed To Worry: Eight Challenges to the Mainstream View

The list of economists who have come up with ingenious arguments why we shouldn't worry about the US deficits is by now rather long. Indeed the list is so long that one can probably no longer apply the label “mainstream” or “conventional wisdom” to the view that the source of the US current account deficit is an unsustainable shortage of US national saving.

I count at least nine distinct arguments in favor of the view that the current account deficit is sustainable and not a cause for worry.

1. The siblings are not twins
2. Alleged investment boom
3. Low US private savings
4. Global savings glut
5. It's a big world
6. Valuation effects will pay for it
7. US as the World's Banker
8. “Dark Matter”
9. Bretton Woods II

Ultimately I don't buy these arguments. But it is well worth going through the list.³

1. “The ‘twin deficits’ view is wrong, because the budget and current account deficits do not always move in lockstep.”⁴

This is a “straw man.” Use of the term “twin deficits” does not mean to claim that current account and budget deficits *always* move together, and nobody pretends that they do. Of course the budget deficit and current account deficit can and do at times

³ Eichengreen (2006) offers another review of the conventional view and its challengers.

⁴ Bernanke (2005) has been one of many making this point.

move in opposite directions, as in the US investment boom of 1990s. The claim, however, is that *in the 1980s and the current decade, U.S. fiscal expansion led to both the budget deficit and the current account deficit.*

2. Capital is flowing to the US due to its favorable investment climate and consequent high return to capital.

Apparently the argument of the current administration is that the capital inflows represent foreigners enthusiastically pursuing attractive investment opportunities created by the favorable business climate and high productivity growth of the United States.⁵ It should be easy to dispose of this argument. In the first place, the US business investment rate is *less* in the first decade of the 21st century than it was in the 1990s IT boom (or than it was in the 60s, 70s, & 80s). In the second place, FDI is flowing *out* of the US not in. (Where is it flowing to? Developing countries like China.⁶) In the third place, the money coming into the US is largely purchases of short-term portfolio assets, especially acquisition of dollar forex reserves. The importance of foreign official purchases of dollars rose more than 7-fold from 2001 to 2006. (See table 1.) Many observers have accepted at face value the official US statistics that show the rate of purchases declining somewhat in 2005. But there are good reasons to think that central banks in Asia and now, especially, among oil-exporting countries may be adding to their dollar holdings in ways that do not show up in the US data as foreign official purchases, such as via European financial centers.

⁵ Council of Economic Advisers (2006).

⁶ How does the flow of FDI out of the US and into China – not directly, as it happens, but let us say indirectly, via other OECD countries -- square with the hypothesis of inferior property rights in the non OECD world? Some recent papers suggest that if one allows countries to vary not only according to the development of their financial institutions but also according to a property rights parameter, one can explain the pattern of FDI flowing in at the same time that portfolio capital is flowing out. See Ju and Wei (2006) and the papers cited there.

Table 1:
Foreign central banks finance an increasing share of the US current account deficit

\$ billions. Source: US BEA & Treasury.

	Δ foreign priv. assets in US	Δ US private assets abroad	Net priv. capital inflow	Δ Foreign official US assets *	Official share of inflow
2000	1004	559	445	43	0.09
2001	755	377	378	28	0.07
2002	681	291	390	116	0.23
2003	586	327	259	278	0.52
2004	1064	910	154	398	0.72
2005	945	446	499	259	0.34
2006	1419	1063	356	440	0.55

* *Note: Increasingly, foreign CBs' purchases of \$ are not recorded as such.*

3. A fall in US private saving has been as big a part of the fall in national saving as has been the budget deficit.

This is true. But recall that Bush tax cuts were supposedly designed to be pro-saving: abolition of the estate tax, sharp reductions in taxes on dividends and capital gains, and so forth. That was the excuse for their regressivity. As the private saving rate did not subsequently rise, this is a further indictment of our current fiscal policy. The same characterization applies to the Reagan tax cuts of 1981: they were supposed to boost saving but were instead followed by a fall in US private saving rates (let alone national saving rates).

4. "The problem is a global savings glut, not a US saving shortfall." ⁷

True, foreign net lending to US is determined by conditions among foreign lenders as much as in US. But the term "savings glut" is misleading: Global saving is not really up.⁸ The case of Japan, which was not long ago feared for its super-human

⁷ Again, Bernanke (2005)

⁸ True, overall saving/GDP outside US had by 2004 climbed to a level slightly greater than that of 1990s. But it is still less than the 1980s, the reference period in the CFG paper. More importantly, investment is down.

saving rate, is striking: the household saving rate has lately been 7% of disposable income, down from 23% in 1975. Nor is there a saving glut in developing Asia.⁹ Rather than a rise in foreign saving being the driver, it is global investment that is way down. One could call this an *R* investment slump, as in CFG. But in any case the pattern is inconsistent with the hypothesis that the exogenous change underlying the flow of capital to the US is an increase in saving abroad: that would have shown up as an international rise in investment. The observed pattern is consistent, rather, with the hypothesis that the US shortfall is sucking in capital from the rest of the world.

5. “It’s a big world.”

The argument here is that world financial markets are big, relative even to the \$2 ½ trillion of US debt, and are increasingly integrated.¹⁰ As a consequence, foreign investors can bail us out for decades. If foreign investors keep moving, even slowly, toward fully diversified international portfolios (away from “home country bias” in their investments), they can absorb US current account deficits for a long time. Once again, this much is true. But, as already noted, when it comes to default or country risk, GDP or exports may be more relevant denominators for debt than is global portfolio size. Debt dynamics suggest that the US Debt/Export ratio is currently on an explosive path.

6. Due to valuation effects, the US current account deficit need not imply rising debt

Lane & Milesi-Feretti (2005) compute valuation effects. As a result of gains in the dollar value of foreign assets held by Americans, particularly via dollar depreciation, US net debt has risen “only” to \$2 ½ trillion, despite a much larger increase in liabilities to foreigners. The question then becomes *how many times can the US fool foreign investors?* Foreign investors will at some point start demanding higher interest rates on dollar assets if they are to hold a currency that cannot be expected to hold its value.

7. The United States as World Banker

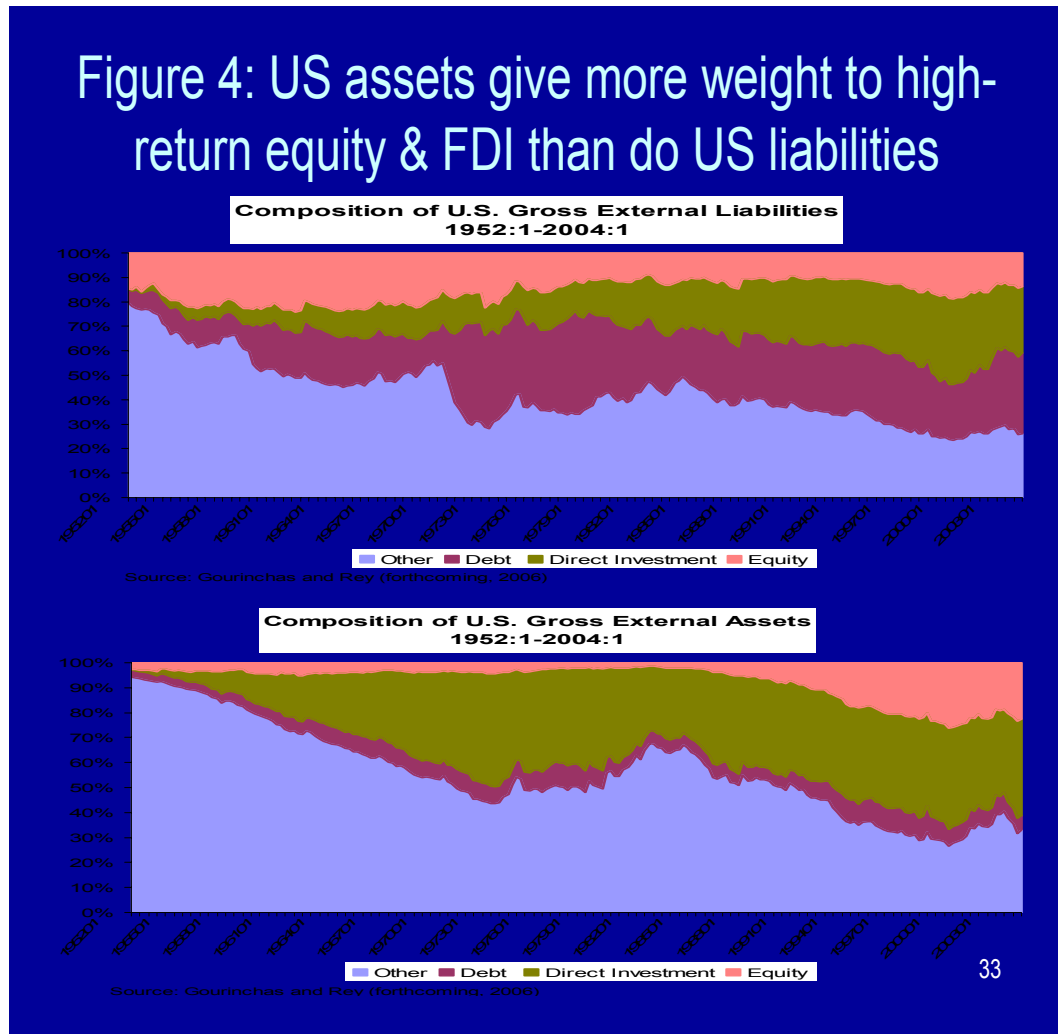
The net international investment position is reported to have turned negative in 1986, after five years of current account deficits. Yet net investment income is reported to have remained positive long thereafter.¹¹ The explanation, which is by now well-known to economists, is that the US earns a higher rate of return on its assets abroad (especially FDI) than it pays on its obligations (especially treasury bills).

⁹ Chinn and Ito (2005). China admittedly has an extraordinarily high saving rate.

¹⁰ This view can be attributed to Richard Cooper (2005) and Alan Greenspan, among others.

¹¹ The US Bureau of Economic Analysis has over the last two decades repeatedly reported net international investment income to have turned negative, only subsequently to revise it back into positive territory, where it still remains.

In the 1960s, Kindleberger (1965) characterized the United States as playing the role of World Banker, taking short-term deposits and investing long-term. Today, Gourinchas and Rey (2005) call the US a global “venture capitalist.” Their chart, which is reproduced here as Figure 4, shows that the composition of US holdings abroad is tilted toward high-return FDI and equity, and away from low-return debt.



Caballero, Farhi and Gourinchas (2006) take as given US comparative advantage in the ability to generate financial assets that others want to hold. This assumption is similar to arguments about America’s unique good fortune in the form of its ability to serve as World Banker, supplier of intermediation services, owner of #1 international currency, beneficiary of exorbitant privilege, or recipient of flight to quality. In the words of the authors, “Intermediation rents...pay for the trade deficits.” But why is one on firmer ground taking any of these exceptionalisms as exogenously and eternally given, as opposed to considering that the willingness of foreigners to hold dollars may be an unsustainable disequilibrium?

7. Dark Matter

A variant of the view that the US finances its trade deficits by supplying intermediation services that show up in the balance of payments accounts (for example as short-term capital inflows) is the view that the US finances its trade deficits by supplying financial services that *don't* show up in the reported figures. Hausmann and Sturzenegger (2006) speak of “dark matter,” by which they mean US hidden assets of know-how that are not properly reflected in service export numbers. They see evidence of this in the ever-lasting net investment income surpluses. Cline (2005) calls the US an *economic* net creditor, though a net international debtor in an accounting sense; this is the same idea as dark matter, but without the metaphorical flair.

Daniel Gros (2006) figures that the accounting errors are going the other direction, that foreign companies are understating profits of US subsidiaries, probably to avoid taxes. The implication would be that the true situation is worse than the current account numbers indicate, not better.

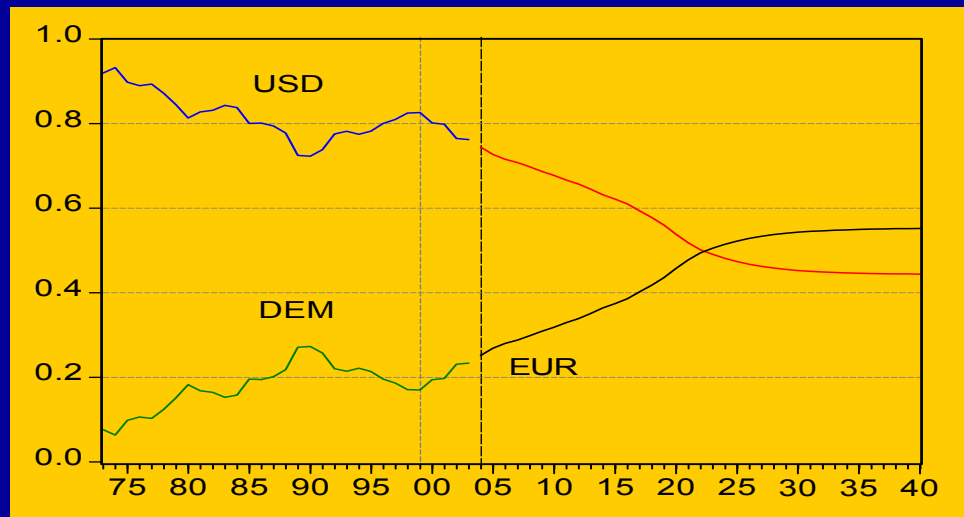
Some of the arguments about the US as World Banker and Dark Matter rely on the dollar retaining its unique role in the world monetary system forever. The French in the 1960s called it the “exorbitant privilege”: the rest of the world gives up real goods and companies in exchange for pieces of paper (dollars). The arguments assume that the dollar stays the premier international reserve currency held by central banks, and that the US treasury security market will continue to be the preferred liquid asset for private investors as well. This has been true since World War II, but one can no longer assume that it will necessarily always be true: the euro now exists as a plausible rival over the longer term.

In a recent paper, Menzie Chinn and I (2007) econometrically estimate determinants of reserve currency status: size of home economy, size of its financial markets, inflation rates, exchange rate volatility, trend depreciation, lagged adjustment, and a tipping phenomenon. We conclude that under certain scenarios – roughly *either* the United Kingdom joining the euro *or*, more likely, the dollar continuing to lose value in the future at the same rate as it has during 2001-2004 -- the euro could surpass the dollar as leading international reserve currency by 2022. Figure 5 shows the share of the dollar versus the euro in such a simulation. If this tipping took place the cost to the US would probably extend beyond the simple loss of seignorage narrowly defined. We would lose the exorbitant privilege of playing banker to the world, accepting short-term deposits at low interest rates in return for long-term investments at high average rates of return. Global monetary hegemony is a century-long advantage that is not to be cast away lightly.

Figure 5: Chinn & Frankel (2006)
Simulation of shares in central bank reserve holdings

Case 2, Scenario D:

Assumes continued depreciation of \$ at 2001-04 rate, but no entry of UK, Sweden, or Denmark into the euro.



8. “China’s development strategy entails accumulating unlimited dollars.”

The view of Dooley, Folkerts-Landau, and Garber (2003) in a long series of papers has received a lot of attention and has come to be associated in the US with their employer Deutsche Bank. They begin, perceptively enough, with the observation that today’s system is a new Bretton Woods, with Asia playing the role that Europe played in the 1960s – buying up lots of dollars to prevent their own currencies from appreciating. Then the authors go on to some more original and provocative ideas: China is piling up dollars not because of myopic mercantilism, but as part of an export-led development strategy that is rational given China’s need to import workable systems of finance and corporate governance.

Initially, they were understood to be saying that this system could continue indefinitely. More recently, they have been pinned down as claiming only that it can go on for ten or 15 years, comparable to the life of the Bretton Woods system.¹² My own view is that the Bretton Woods analogy is apt, but we are closer to 1971 (the date of the collapse of the Bretton Woods system) than to 1944 (the date of the actual meeting at Bretton Woods, N.H.) or 1958 (when currency convertibility was first restored in Europe). The current situation is more like the 1960s than Dooley, Folkerts-Landau and Garber had in mind. It might have taken decades after 1958 for the Triffin dilemma to work itself out. But the Johnson and Nixon administrations greatly accelerated the process by expansionary fiscal and monetary policies (driven by the Vietnam War and Arthur Burns, respectively). These policies led rapidly to a declining trade balance and

¹² Dooley and Garber (2005).

overall balance of payments, the collapse of the Bretton Woods system in 1971 and the failure of the attempted patch in 1973.

There is no reason to expect better today. First, capital mobility is much higher now than in the 1960s. Second the US can no longer necessarily rely on support of the foreign creditor central banks -- neither on economic grounds (they are not now as they were then organized into a cooperative framework where each agrees explicitly to hold dollars if the others do), nor on political grounds (the US is not as popular internationally as it once was). This is all reason to fear that the current imbalances cannot be sustained for very many years.

IV. The view from late 2007

In the second half of 2007, financial turmoil gripped the world, in what is known as the sub-prime mortgage crisis. Liquidity in credit markets dried up. Stock markets fell sharply. The problem is seen as having arisen in US financial innovations such as excessive securitization of mortgages. The slide of the dollar accelerated during this period. The US no longer seemed to be the safe haven it has long been. Unlike in past episodes of increased global risk-aversion, emerging markets were affected less than the rich countries. It is suddenly much harder to argue – as had many of the authors cited under views 7 and 8 -- that the ability to create assets that global investors want to hold is a special gift possessed particularly by the United States and absent particularly among developing countries.

It is generally not a good idea to put these things into print, where a mis-forecast will live forever. But at the time of writing, the US appeared to be poised on the brink of recession. The trade and current account deficits have begun to shrink, presumably in response to the slowing of the economy and the depreciation of the dollar. The day when deficit adjustment is forced on the US, as predicted by the “unsustainability view” may be at hand. A coming recession may be more severe and long-lasting than the last one in 2001. The US monetary authorities will ease, but are constrained from cutting interest rates as aggressively as in 2001 because now they must worry about the declining dollar and upside risks to inflation. The fiscal authorities will ease, but are constrained from cutting tax rates as aggressively as in 2001 because now they must worry about high national and international debt and a path of future budget deficits stretching as far as the eye can see. All this means that the adjustment is now more likely to take the painful of the two possible courses that the mainstream view has long warned of: dollar depreciation with recession, rather than pure expenditure switching. Even if it does not turn out that the day of reckoning is yet at hand, from now on we can probably no longer count on the dollar and economy being automatic safe havens.

References

Bernanke, Ben S., 2005, "The Global Saving Glut and the U.S. Current Account Deficit," Remarks by Governor, Sandridge Lecture, Virginia Association of Economics, Richmond, Virginia, March 10.

Blanchard, Olivier, Francesco Giavazzi, and Filipa Sa, 2005, "The US Current Account Deficit and the Dollar," *Brookings Papers on Economic Activity*.

Caballero, Ricardo, Emmanuel Farhi and Pierre-Olivier Gourinchas, 2006, "An Equilibrium Model of 'Global Imbalances' and Low Interest rates," Bank for International Settlements Annual Research Conference, Brunnen, Switzerland, June 19-20, 2006.

Cavallero, Eduardo, and Jeffrey Frankel, 2005, "Does Openness to Trade Make Countries More Vulnerable to Sudden Stops, or Less? Using Gravity to Establish Causality" NBER Working Paper No. 10957, revised, Dec. Forthcoming, *Journal of International Money and Finance*.

Chinn, Menzie, 2005, "Getting Serious About the Twin Deficits," Council Special Report No. 10, September, Council on Foreign Relations.

Chinn, Menzie, and Jeffrey Frankel, 2007, "Will the Euro Eventually Surpass the Dollar as Leading International Reserve Currency?" NBER WP No. 11508. In *G7 Current Account Imbalances: Sustainability and Adjustment*, edited by Richard Clarida (University of Chicago Press: Chicago).

Chinn, Menzie, and Hiro Ito, 2005, "Current Account Balances, Financial Development and Institutions: Assaying the World 'Savings Glut'," NBER Working Paper No. 11761, Nov.

Cline, William, 2005, *The United States as a Debtor Nation* (Institute for International Economics, Washington DC).

Cooper, Richard, 2005, Living with Global Imbalances: A Contrarian View," *Policy Briefs in International Economics*, no. PB05-3, Institute for International Economics, Nov.

Council of Economic Advisers, 2006, "The U.S. Capital Account Surplus," Chapter 6 in *Economic Report of the President*, US Government Printing Office.

Dooley, Michael, David Folkerts-Landau, and Peter Garber, 2003, "An Essay on the Revived Bretton Woods System," NBER WP no 9971, Sept.

Dooley, Michael and Peter Garber, 2005, "Is it 1958 or 1968? Three Notes on the Longevity of the Revived Bretton Woods System," *Brookings Panel on Economic Activity*, 1, 2005, 19-204.

Edwards, Sebastian, 2006, "America's Unsustainable Current Account Deficit," NBER Working Paper, No. 11541.

Eichengreen, Barry, 2006, "The Blind Men and the Elephant," *Issues in Economic Policy*, no. 1, January.

Feldstein, Martin, 2005, "Monetary Policy in a Changing International Environment: The Role of Global Capital Flows," NBER WP no. 11856, Dec..

Gourinchas, Pierre-Olivier and Helene Rey, 2005, "From World Bank to World Venture Capitalist: US External Adjustment and the Exorbitant Privilege," NBER conference on *G7 Current Account Imbalances: Sustainability and Adjustment*, Newport, RI, June 1-2, 2005. Edited by Richard Clarida (The University of Chicago Press, Chicago) forthcoming 2006.

- Gros, Daniel, 2006, "Discrepancies in US Accounts Hide Black Hole," *Financial Times*, June 14.
- Hausmann, Ricardo, and Federico Sturzenegger, 2006, "Bad Accounting? The Missing Dark Matter in the Wealth of Nations," KSG Working Paper RWP06-003.
- Ju, Jiandong, and Shang-Jin Wei, 2006, "A Solution to Two Paradoxes of International Capital Flows," NBER working paper 12668.
- Kindleberger, Charles, 1965, "Balance of Payments Deficits and the International Market for Liquidity," *Princeton Essays in International Finance* No. 46, Princeton University, 1965.
- Lane, Philip R. & Milesi-Ferretti, Gian Maria, 2005. "A Global Perspective on External Positions," C.E.P.R. Discussion Papers 5234.
- Obstfeld, Maurice, and Ken Rogoff, 2005, "Global Current Account Imbalances and Exchange Rate Adjustments," in William Brainard and George Perry (eds.), *Brookings Papers on Economic Activity* 1:67-146.
- Obstfeld, Maurice, and Ken Rogoff, 2001, "Perspectives on OECD Capital Market Integration: Implications for U.S. Current Account Adjustment," in Federal Reserve Bank of Kansas City *Global Economic Integration: Opportunities and Challenges*, March, pp. 169-208.
- Rogoff, Kenneth, 2004, "This Time It's Not Different," *Newsweek International*, Feb. 16.
- Roubini, Nouriel, and Soyoung Kim, 2004, "Twin Deficit or Twin Divergence? Fiscal Policy, Current Account and the Real Exchange Rate in the US" NYU, revised April.
- Summers, Lawrence, 2004, "The United States and the Global Adjustment Process," Third Annual Stavros Niarchos Lecture, Institute for International Economics, March 23.
- Triffin, Robert, 1960, *Gold and the Dollar Crisis*.